

## EBSCOHost E-book User Guide

### Downloading EBSCOHost E-books on Your Work Computer or iPad

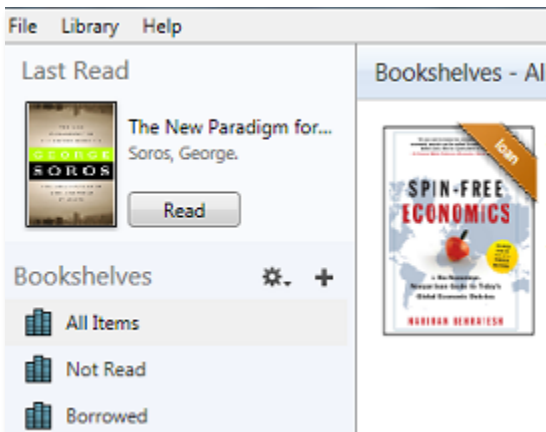
#### In this document

- [First step: Install Adobe Digital Editions \(ADE\)](#)
- [Download and check out on your office workstation](#)
- [Download and check out on your iPad](#)
- [Read online \(alternative to downloading\)](#)
- [Need more help?](#)

#### Is this an Ebscohost e-book?

Look for **ebSCOhost.com** in the full text link.

Need more help? [Ask! A Librarian](#)



#### First Step: Install Adobe Digital Editions (ADE)

##### What is Adobe Digital Editions?

Some e-books require Adobe Digital Editions (ADE) for downloading or reading on a tablet or smartphone.

ADE is Digital Rights Management software.

It supports bookmarking, notes, and limited printing according to the publishers' restrictions.

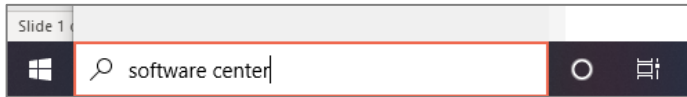
#### How to Install ADE

##### Fund Staff:

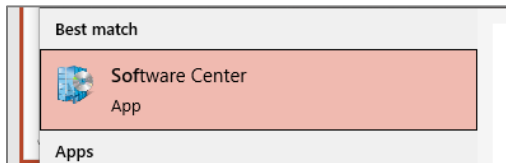
1. Install ADE from the Software Center, from the Start menu on your office workstation.
  - Contact the IT Helpdesk for help with the Software Center at 3-6631 or [ithelpdesk@imf.org](mailto:ithelpdesk@imf.org)
2. Create an Adobe ID at <http://accounts.adobe.com> and Authorize your Computer.
  - Open ADE. Click on Help, and then on Authorize Computer.
  - If you don't have an Adobe ID, you will be prompted to create one on the Adobe website.
  - Return to ADE and select Authorize Computer. Enter your Adobe account information.

## Bank Staff:

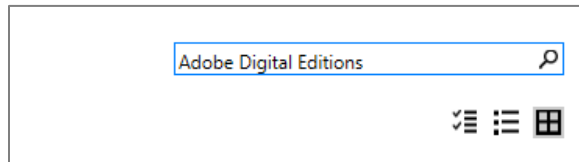
1. Create your Adobe ID account at <http://accounts.adobe.com>
2. In your PC enter "Software Center"




3. Click on "Software Center". A new window will open.



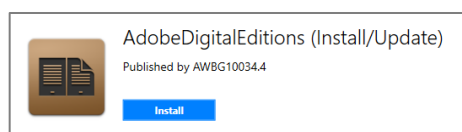
4. In the top right corner you will find a search box, enter "Adobe Digital Editions." Hit "Enter"



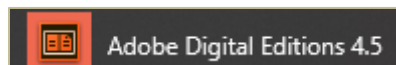
5. Click on "Adobe Digital Editions" logo.



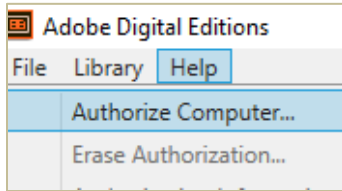
6. Click on the **Install** button.



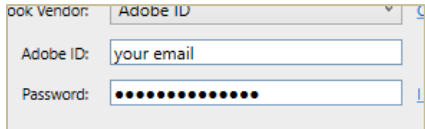
7. Follow the self-installation prompts.



8. **In your PC**, open ADE.
9. Go to the **Help** menu, click on **Authorize Computer**



10. Enter your Adobe ID account password, click on **Authorize.**



**Logging off?** Simply open ADE within the 7-day checkout period and pick up where you left off.

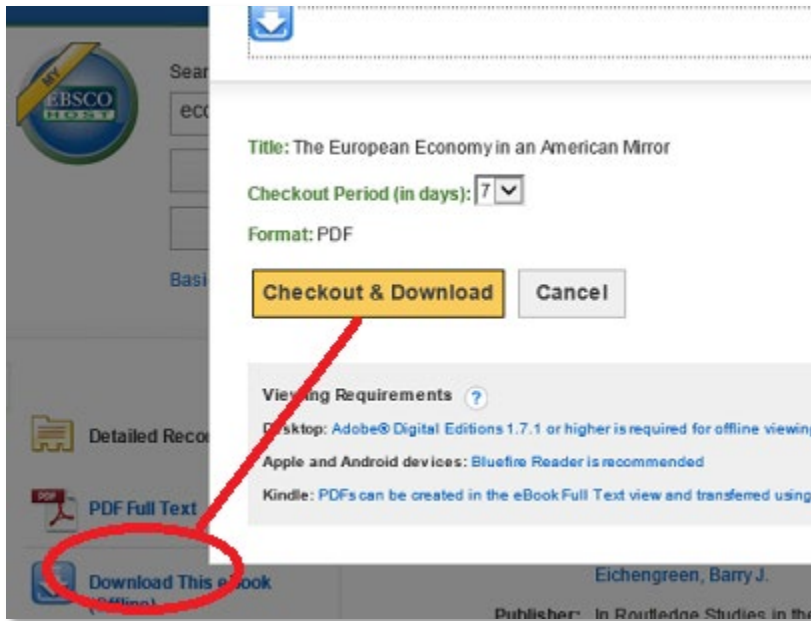
**Finished reading?** You can return the book anytime. Right-click on the cover and select Return Borrowed Item.

## Download and check out on your office workstation

When you download an e-book, you can read it from your desktop or work laptop *without being connected to the Intranet or Internet.*

- You must create an EBSCOhost account.
- You must install Adobe Digital Editions. See [ADE Installation Instructions](#).

### How to Download



**On the EBSCOhost e-book page:**

1. Sign in or create an account.
2. Click on Download this E-book (Offline).
3. When prompted, checkout and download the e-book.
4. You will see a confirmation message: The e-book was checked out successfully.
5. If prompted to Open, Save or Cancel, OPEN the e-book.
6. The book will open in ADE. It will be checked out to you for 7 days to read on your computer.

## Download and check out on your iPad

When you download an e-book, you can read it from your iPad *without being connected to the Intranet or Internet.*

- You must download the ADE app to your iPad.
- You must have an EBSCOhost account.

### First, from your iPad:

1. From iTunes, install the free Adobe Digital Editions (ADE) app (not available for iPhone).
2. Log in and authorize the app with your ADE account. See [Install Adobe Editions](#).

### Next, at your workstation:

3. On the EBSCOhost e-book page, sign in or create an account.
4. Click on Full Download. See [Download and check out on your office workstation](#).
5. When prompted to open or save the file, choose SAVE AS and save to your desktop.
6. E-mail the file to yourself. Look for the file with an .ascm extension.

### Now open the e-book on your iPad:

7. Go to the Mail app and open the e-mail you sent to yourself.
8. Tap on the icon for the attachment (the file with the .ascm extension).
9. Select Open with ADE from the options.
10. Open the ADE app. Go to the Library and tap on the title to trigger the download.
11. The e-book will be checked out to you for 7 days.

## Read Online

You do not have to sign in, install ADE or download an e-book to read it. Simply click on PDF Full Text.



**Detailed Record**

**PDF Full Text**

**Download This eBook (Offline)**

**360 GET Full Text Full**  
Text@IMF-WBG Library

**The European Economy in an A**

**Authors:** [Stiefel, Dieter](#)  
[Landesmann, Michael](#)  
[Eichengreen, Barry J.](#)

**Publisher:** In Routledge Studies in  
Economy.London : Ro

**Description:** eBook.

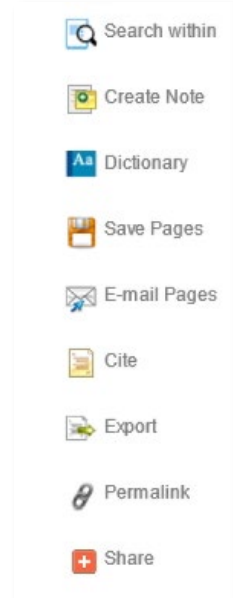
**Categories:** [BUSINESS & ECONO](#)  
[Conditions](#)  
[BUSINESS & ECONO](#)  
[BUSINESS & ECONO](#)

You can **only view one page at a time** or move from section to section. You must be connected to the IMF or World Bank Group network. You do not need to install ADE.

### Search, browse, print or save

Reading online, you can browse chapters from the table of contents, do a search, or go to a specific page.

- Use the toolbar on the right to save or e-mail pages of the book.
- Pages can be viewed as separate PDFs and printed. Publishers' restrictions apply.



- Search within
- Create Note
- Dictionary
- Save Pages
- E-mail Pages
- Cite
- Export
- Permalink
- Share



## Need more help?

Call, e-mail, or visit us in person at [Ask! A Librarian](#).

For technical support or account help, contact EBSCOhost at

Phone: U.S. / Canada - (800) 758-5995

E-mail: [support@ebSCO.com](mailto:support@ebSCO.com)

EBSCOHost Technical Support for e-books: [http://support.ebSCO.com/help/index.php?help\\_id=5540](http://support.ebSCO.com/help/index.php?help_id=5540)