

Libby:

Browse Overdrive e-books from your mobile device



1

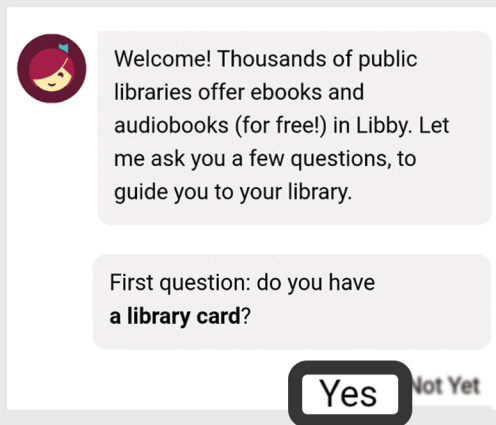
To start using Libby make sure you are connected to WBG or IMF Network or use an official tool for remote access.

Download **Libby** on the WBG, IMF, or iOS/Android app stores.



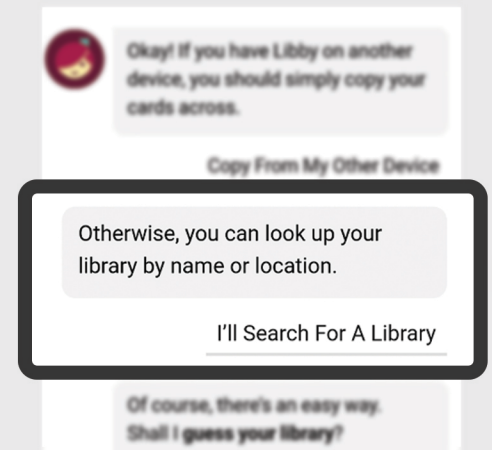
2

Once downloaded, you will be prompted to log in. Answer YES to having a library card.



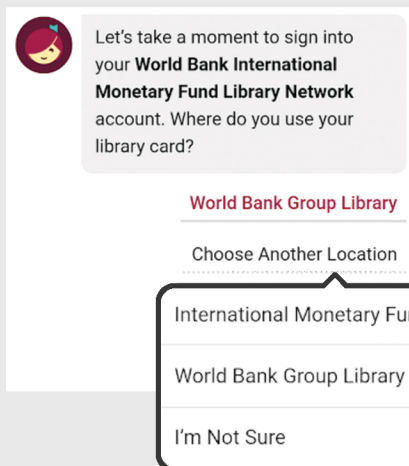
3

Select the option to search for a Library and enter **“World Bank International Monetary Fund”**.



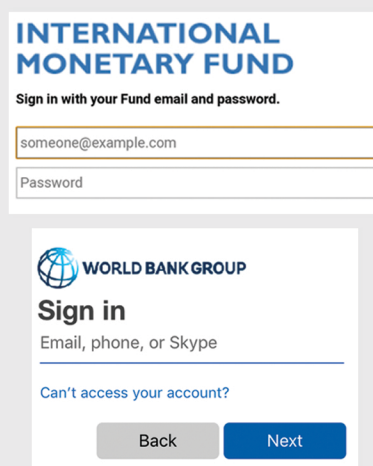
4

Select your institution to log in. If you don't see yours listed, click **choose another location**.



5

You will be redirected to a secure log on page as in the example below. Follow the prompts to log in.



6

Your Libby account is set up! You can now check out e-books on your device.

